

# Plaza 3-Stone Combo 641

Concrete Pave Stones



G R E A T I M P R O V E M E N T  
B E A U T I F U L L A N D S C A P E S T M



®

# Plaza 3-Stone Combo 641

Plaza 3-Stone is a timeless paving stone with an impressionistic embossed surface profile. It creates a gentle and warm effect by combining the soft curved edges of the rectangular and square stones. Plaza 3-Stone Combo is available in many colors and in standard or Heritage™ Series (tumbled) finish to accommodate the most discriminating tastes and desires. Plaza 3-Stone uses large-scale patterns to create interest and drama to commercial landscaping, while the stone's texture and pattern harmonize with surrounding buildings and site furnishings. The Plaza 3-stone combination increases installation efficiencies by delivering three stone shapes on each pallet.

## COMPOSITION AND MANUFACTURE

Plaza 3-Stone Combo is made from a "no slump" concrete mix. Made under extreme pressure and high frequency vibrations, Plaza 3-Stone Combo has a compressive strength greater than 8000psi, a water absorption maximum of 5% and will meet or exceed ASTM C-936.

## INSTALLATION

1. Excavate unsuitable, unstable or unconsolidated subgrade material and compact the area which has been cleared. Backfill and level with dense graded aggregate suitable for base material. Typically the base material is 4 in. to 8 in. (101mm to 202mm) in depth of compacted base for light vehicular and pedestrian traffic or as otherwise directed by Site Engineer/Architect/Landscape Architect.
2. Place bedding course of washed sand conforming to the grading requirements of ASTM C-33 to a uniform depth of 1-1 1/2 in. (25-38mm) screeded to the grade and profile required.
3. Install Plaza 3-Stone Combo with vertical side joints approximately 1/8 in. (3mm) in width.
4. Where required, cut pavers with an approved cutting device to fit accurately, neatly and without damaged edges.
5. Tamp pavers with a plate compactor, uniformly level, true to grade and free of movement.
6. Spread sand to 1/8 in. thickness over entire paving area. Stabilization of jointing sand may be required.
7. Make one more pass with plate compactor to fill joints with sand.

Complete installation & specification details are available by contacting your Pavestone Company Sales Representative.

Note: Colors are shown as accurately as possible in brochures & samples, but due to the nature of the product, regional color differences and variables in print reproduction, colors may not match exactly. For best results in maintaining color consistency, pavers must be installed from several cubes at a time. Efflorescence, a whitish, powder-like deposit, may appear on concrete pavers. This is a natural occurrence in any concrete product and will usually wear off over time.

## APPLICATIONS

Patios • Entrance Areas • Sidewalks • Terraces • Garden Pathways  
Pool Decks • Beach Promenades • Pedestrian Malls Roof Gardens  
Courtyards • Plazas • Driveways • Medians

## PRODUCT INFORMATION

Plaza 3-Stone Combo 641 is available in a thickness of 2 3/8" = 60mm



## Plaza 3-Stone Combo 641 Large Rectangle, Square, Small Rectangle (Bundled Together)

Nominal Dimensions: Large Rec.: 5 7/16" W x 8 3/16" L 138mm x 208mm  
Square.: 5 7/16" W x 5 7/16" L 138mm x 138mm  
Small Rec.: 2 11/16" W x 5 7/16" L 68mm x 138mm

Height/Thickness: 60mm = 2 3/8"

Stones/Pallet: 180 Large Rectangles  
180 Squares  
120 Small Rectangles

Approx. Wt./Pallet: 2,971 lbs.\*\*

Sq. ft./Pallet: 106

Product Number: 641

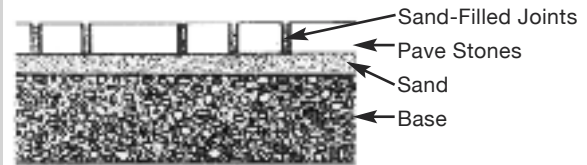
641T (Heritage™ Series)

Fractional dimensions are nominal.

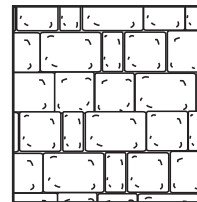
\* Not available in all markets

\*\* Does NOT include 50 lbs. for wooden Pallet.

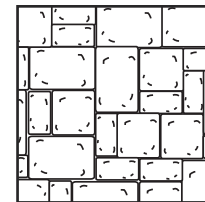
## Typical Cross Section of Concrete Pave Stone Installation



## INSTALLATION PATTERNS



Runner Bond




Random




**PAVESTONE**  
Creating Beautiful Landscapes™  
www.pavestone.com

- |                           |                |                                     |                |
|---------------------------|----------------|-------------------------------------|----------------|
| • Atlanta, GA:            | (770) 306-9691 | • Kansas City, MO:                  | (816) 524-9900 |
| • Austin/San Antonio, TX: | (512) 558-7283 | • Las Vegas, NV:                    | (702) 221-2700 |
| • Cartersville, GA:       | (770) 607-3345 | • New Orleans, LA:                  | (985) 882-9111 |
| • Charlotte, NC:          | (704) 588-4747 | • Phoenix, AZ:                      | (602) 257-4588 |
| • Colorado Springs, CO:   | (719) 322-0101 | • St. Louis/<br>Cape Girardeau, MO: | (573) 332-8312 |
| • Dallas/Ft. Worth, TX:   | (817) 481-5802 | • Sacramento/<br>Winters, CA:       | (530) 795-4400 |
| • Denver, CO:             | (303) 287-3700 |                                     |                |
| • Houston, TX:            | (281) 391-7283 |                                     |                |

## Plaza Stone 641 Installation Patterns



THREE STONE COMBO RUNNER BOND (9)



THREE STONE COMBO STACK (58)